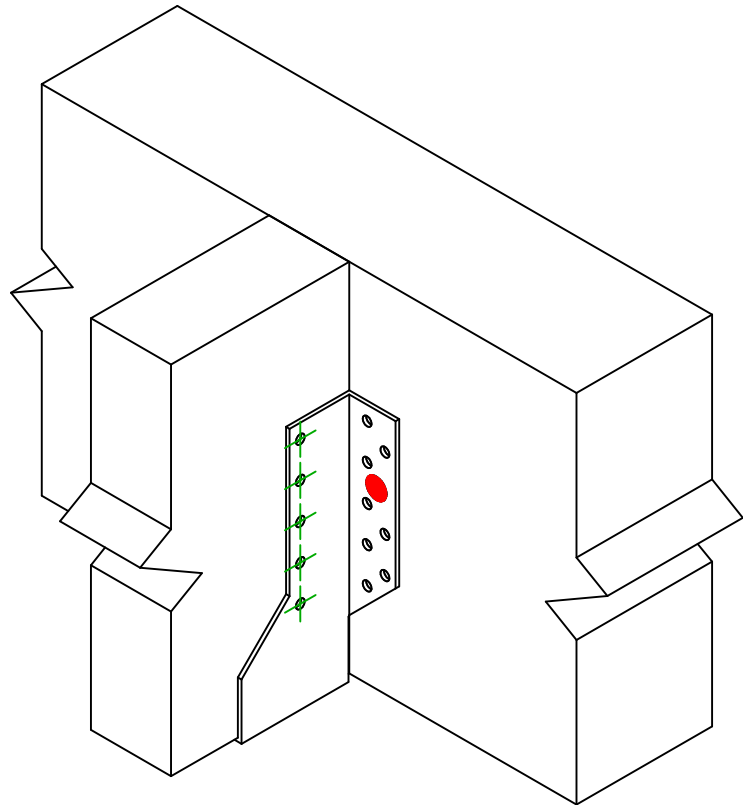
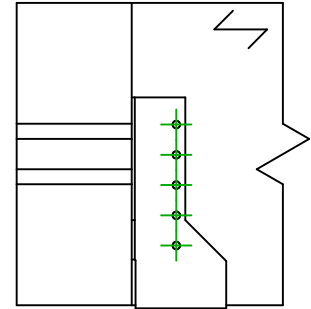
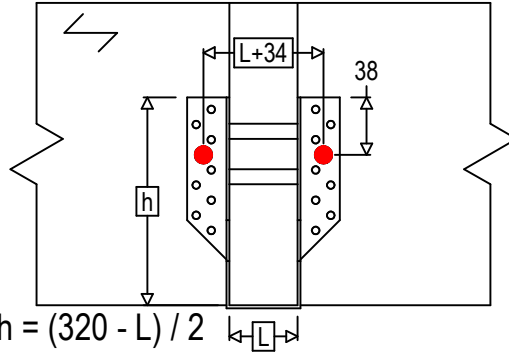
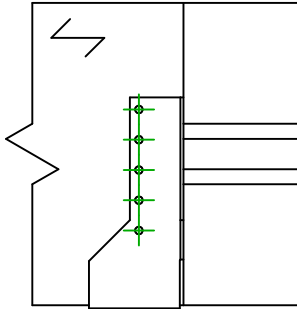




Référence =	BSNN320		
Fixations =	Bois sur bois	Solve sur poutre	
Type de fixation =	Fixation avec SSH		



Fixation(s) Porteur	Symbole	Fixations	Fixations		Qté	
	●	SSH	SSH10.0X40			2
		-	-			
Fixation(s) Porté	Symbole	Fixations	L < 64mm	L > 64mm	Qté	
	⊕	CNA	CNA4.0X35	CNA4.0X50		10
		CSA	CSA5.0X35	CSA5.0X40		